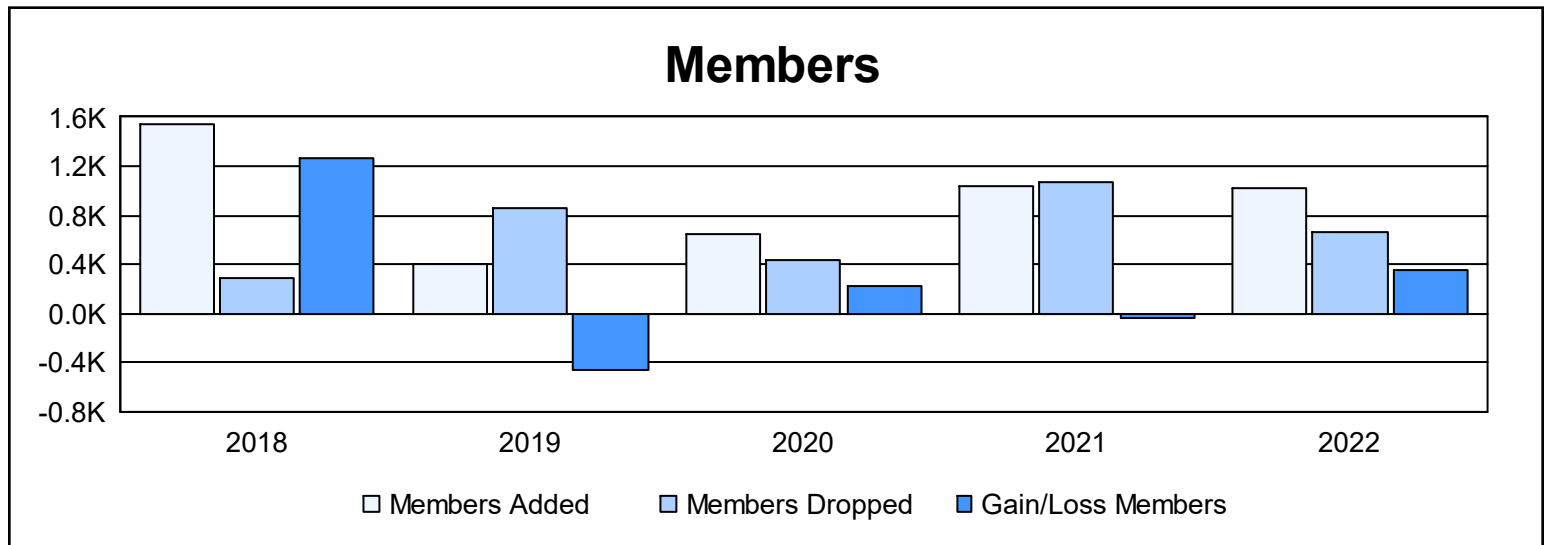
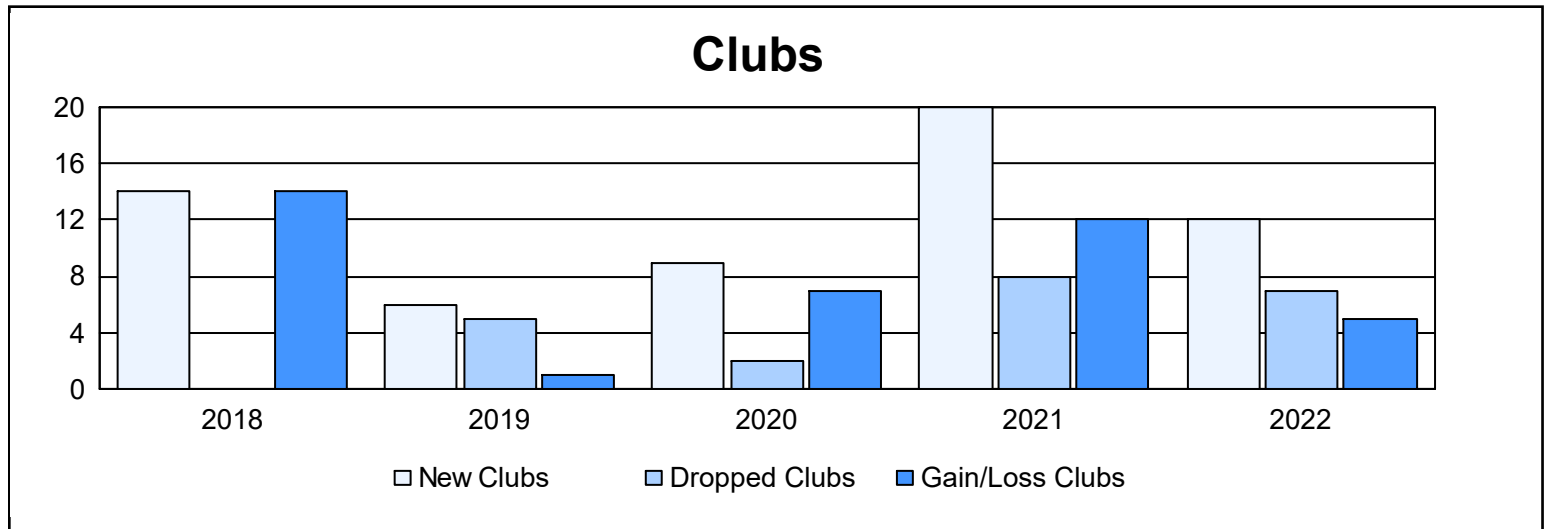
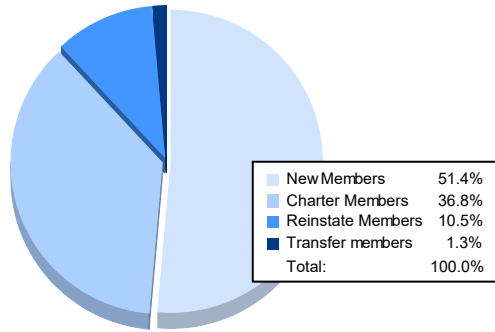


Year	New Clubs	Dropped Clubs	Gain/ Loss Clubs	New Members	Charter Members	Reinstate Members	Transfer Members	Total Member Added	Total Members Dropped	Gain/ Loss Members
2017-2018	14	0	14	1,071	450	23	5	1,549	290	1,259
2018-2019	6	5	1	215	155	24	5	399	862	-463
2019-2020	9	2	7	363	253	27	9	652	431	221
2020-2021	20	8	12	486	496	41	16	1,039	1,078	-39
2021-2022	12	7	5	522	374	107	13	1,016	662	354
<b>Average</b>	<b>12</b>	<b>4</b>	<b>8</b>	<b>531</b>	<b>346</b>	<b>44</b>	<b>10</b>	<b>931</b>	<b>665</b>	<b>266</b>



### Membership Composition June 2022 Cumulative



### Gender Composition June 2022 Cumulative

